



## Mil-Std-1553/1760 Products NHI-1569 Series +5V Monolithic Dual Transceivers

### Features:

- **Smallest Available, Fully Compliant, Mil-Std-1553A & B, Mil-Std-1760, and MacAir Dual Transceivers !!**
- **Single +5V Supply !!**
- **1.5 Watts Maximum Power Dissipation @ 100% Duty Cycle !!**
- **Output Driver Withstands Short Circuit Fault**
- **Proprietary Monolithic Design Provides Superior Reliability, with outstanding Thermal Impedance Characteristics !!**
- **Superior Noise Performance Characteristics**

### Description:

The NHI-1569 series of Mil-Std-1553/1760 monolithic dual transceivers are available in 1.00"x .300" ceramic dual in-line and flatpack packages.

Each receiver converts the 1553 bus bi-phase data to complementary RX and RX\_L TTL digital outputs for use by the manchester decoder. The device provides independent receiver enables for each channel.

The transmitters will output bi-phase manchester to the coupling transformer when the TX and TX\_L inputs are driven by complementary TTL digital data. The device provides an independent transmitter inhibit TXINH for each channel.

To reduce the pin count and package size, the transmitter outputs are connected to the receiver inputs internal to the device for each channel. This results in only two connections BUS & BUS\_L to the coupling transformer per channel.

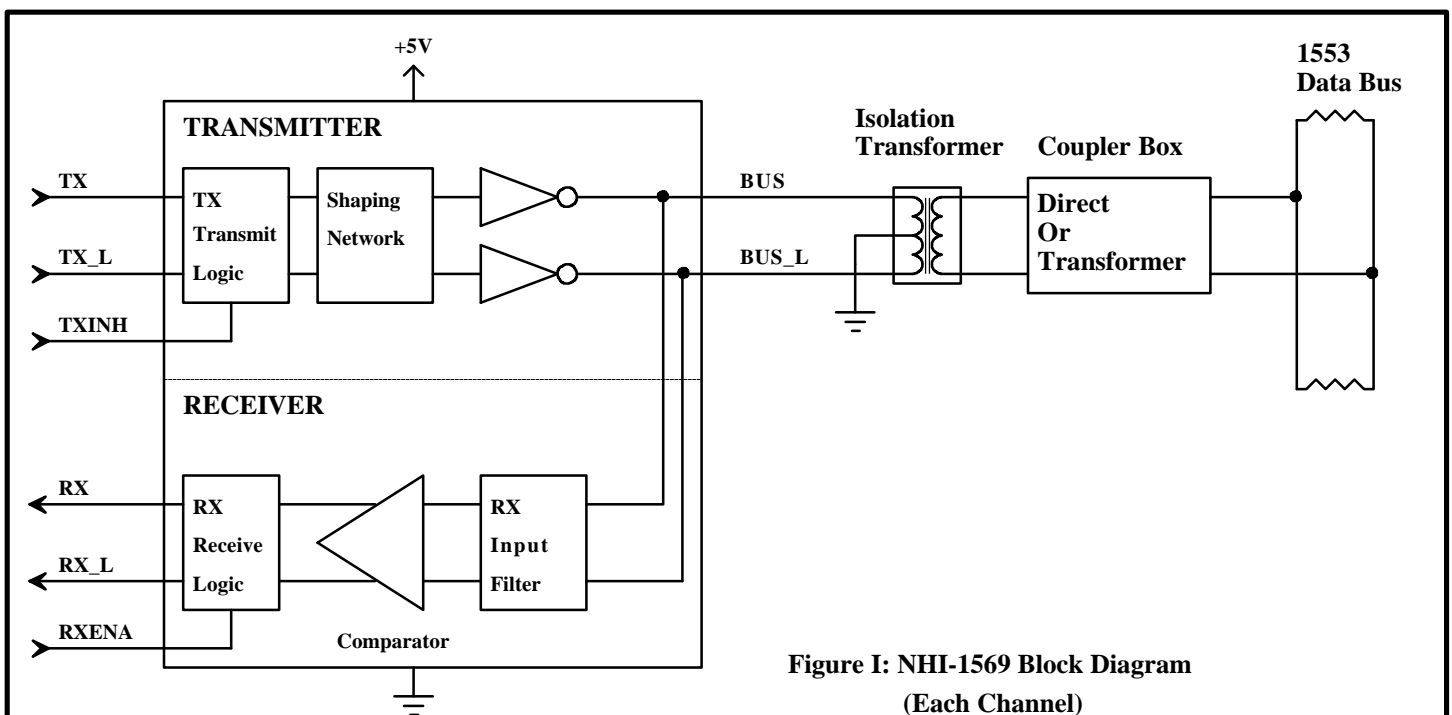


Figure I: NHI-1569 Block Diagram  
(Each Channel)

# NHI-1569 Series

**TABLE I: Electrical Specifications**

Parameter	Condition	Symbol	Min	Typ	Max	Units
<b>POWER SUPPLY REQUIREMENT</b>		Vcc	4.7		5.5	V
<b>TOTAL SUPPLY CURRENT</b>	Vcc=5.0V, Not Transmitting	Icc1		70	80	mA
	Vcc=5.0V, Transmit one channel @ 50% duty cycle	Icc2		320	340	mA
	Vcc=5.0V, Transmit one channel @ 100% duty cycle	Icc3		570	615	mA
<b>POWER DISSIPATION</b>	Vcc=5.0V, Not Transmitting	Pd1			0.4	W
	Vcc=5.0V, Transmit one channel @ 100% duty cycle	Pd2			1.5	W
<b>OPERATING TEMPERATURE</b>	Junction	Tj	-55		165	°C
	Case	Tc	-55		125	°C
	Storage	Ts	-55		165	°C
<b>THERMAL IMPEDANCE</b>	Junction to Case	θjc			4	°C/W
<b>LOGIC I/O</b>						
RXENA_A, TXA, TXA_L, TXINH_A, RXENA_B, TXB, TXB_L, TXINH_B	Vcc= 5.5V, Vil= 0.0V	Iil			-0.4	mA
	Vcc= 4.7v, Vih= 2.7V	Iih			20	uA
RXA, RXA_L, RXB, RXB_L	Vcc= 5.5V, Iol= -4mA	Vol			0.4	V
	Vcc= 4.7v, Ioh= 400 uA	Voh	2.7			V
<b>RECEIVER</b>						
Input Resistance	Differential	Rin	20			k Ω
Input Capacitance	Differential	Cin			5	pF
Common Mode Rejection Ratio		CMRR	40			dB
Input Level	Differential	Vin			40	Vpp
<b>TRANSMITTER</b>						
Output Voltage	Across 140 Ω load	V <sub>out</sub>	29		36	Vpp
Rise/Fall Time	10% to 90% of peak to peak output	t <sub>r</sub> , t <sub>f</sub>	100	150	300	nS
Output Dynamic Offset Voltage	Across 35 Ω load	V <sub>dyn</sub>	-90		90	mV
Output Noise	Differential	V <sub>npp</sub>			10	mVpp
Output Resistance	Differential, not transmitting	R <sub>out</sub>	10			kΩ

Note: Typical receiver threshold is 0.9v pk-pk, reference to the bus.

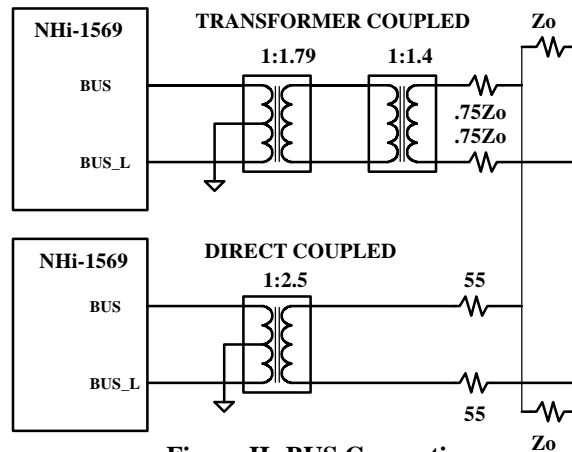
# NHI-1569 Series

**Table II: Pin Functions**

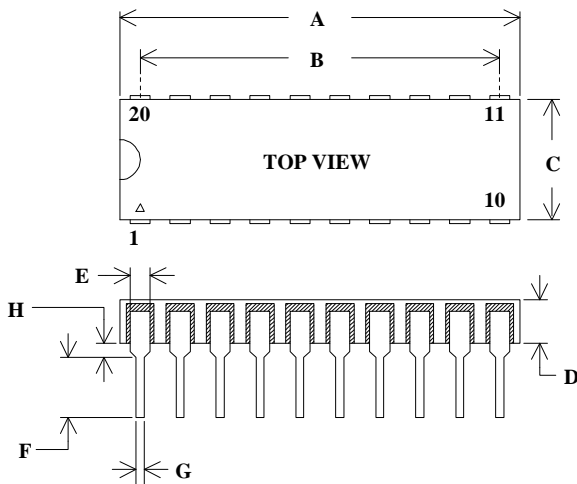
Pin#	Function	Pin#	Function
1	+5V_A	20	TXA_L
2	BUS_A	19	TXA
3	BUS_A_L	18	TXINH_A
4	RXENA_A	17	RXA
5	GND_A	16	RXA_L
6	+5V_B	15	TXB_L
7	BUS_B	14	TX_B
8	BUS_B_L	13	TXINH_B
9	RXENA_B	12	RXB
10	GND_B	11	RXB_L

## Transformer Requirements:

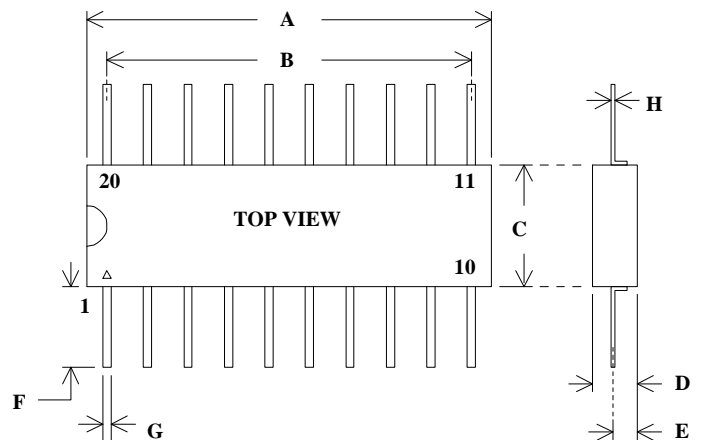
The NHi-1569 series requires a transformer with a turns ratio of 1:2.5 for Direct Coupling, and a turns ratio of 1:1.79 for Transformer Coupling to the Mil-Std-1553 Bus. Please contact Beta Transformer ( [www.bttc-beta.com](http://www.bttc-beta.com) ) for a recommended transformer. The center tap on the transceiver side of the isolation transformer



**Figure II: BUS Connections**



**Figure III: Plug-In Package Detail**



**Figure IV: Flatpack Package Detail**

**Table III: Plug-In Dimensions**

DIM	TYP (inches)	TOL (+/- inches)
A	1.000 "	0.010 "
B	9 EQ SP @	0.100 = 0.900 "
C	0.300 "	0.010 "
D	0.110 "	0.012 "
E	0.050 "	TYP
F	0.150 "	MIN
G	0.018 "	0.002 "
H	0.035 "	0.010 "

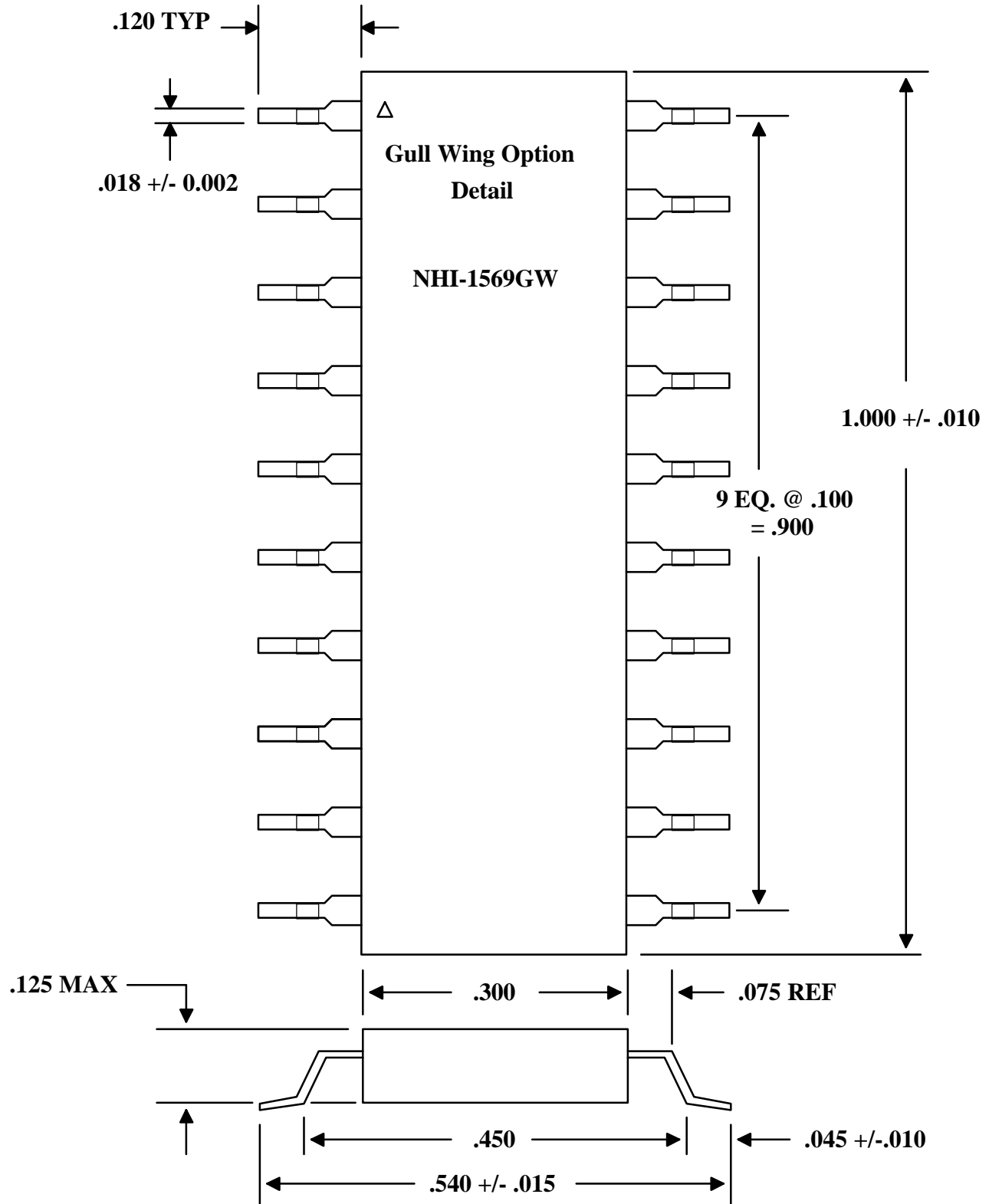
**Table IV: Flatpack Dimensions**

DIM	TYP (inches)	TOL (+/- inches)
A	1.000 "	0.010 "
B	9 EQ SP @	0.100 = 0.900 "
C	0.300 "	0.010 "
D	0.110 "	0.012 "
E	0.060 "	0.010 "
F	0.400 "	MIN
G	0.018 "	0.002 "
H	0.010 "	0.002 "



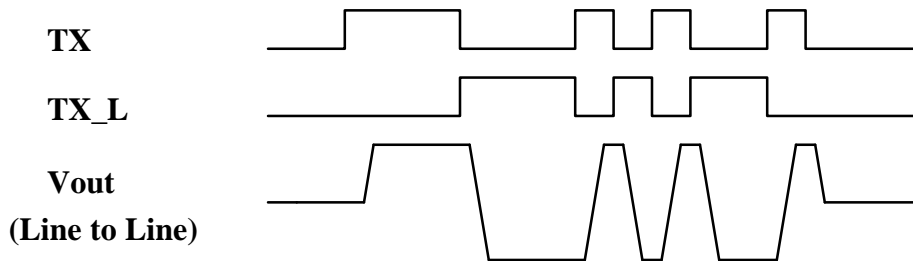
# Data Device Corporation

1-800-DDC-5757 | 631-567-5600  
105 Wilbur Place, Bohemia, NY 11716  
service@ddc-web.com | www.ddc-web.com



# NHI-1569 Series

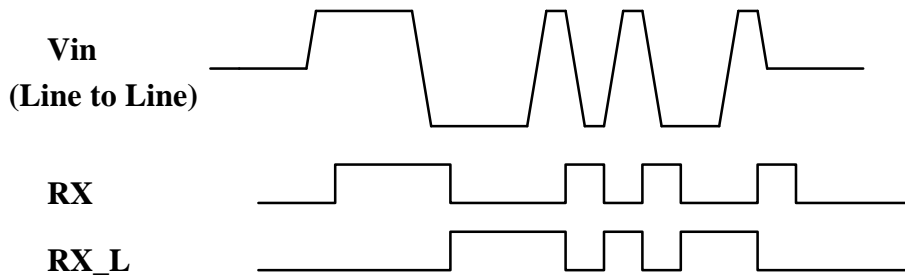
## Transmit Waveforms



## Transmitter Operation:

A high level input on TXINH will inhibit the transmitter outputs. If the TX & TX\_L transmitter inputs are both high or both low, the transmitter is also inhibited. The output drivers are short circuit protected and the device will "fold back" to decrease power dissipation under this condition until the fault is removed.

## Receive Waveforms



## Receiver Operation:

A low level input on RXENA will disable the receiver outputs RX & RX\_L regardless of bus activity. The receiver output compatibility may be specified as logic 0 or logic 1 when in standby mode.

\*\* See Ordering Information

## Ordering Information:

NHI-1569 FP / 883

### Reliability Grade

883 = Fully Compliant with Mil-Std-883

M = Screened to Mil-Std-883, -55 to +125 °C

Blank = Industrial, -40 to +85 °C

### Package Style

Blank = Plug-In (Figure III)

FP = Flatpack (Figure IV)

### Transceiver Type and Decoder Compatibility

69 = MacAir, RX & RX\_L, Standby = Logic 0

70 = MacAir, RX & RX\_L, Standby = Logic 1

\*\* SMD Listing: DESC Drawing# 5962-92061

See QML-38534 for NHI's Manufacturer Qualification Under Mil-PRF-38534



DATA DEVICE CORPORATION  
 REGISTERED TO:  
 ISO 9001:2008, AS9100C:2009-01  
 EN9100:2009, JIS Q9100:2009  
 FILE NO. 10001296 ASH09



**The first choice for more than 50 years—DDC**

DDC is the world leader in the design and manufacture of high reliability data interface products, motion control, and solid-state power controllers for aerospace, defense, and industrial automation.

**Inside the U.S. - Call Toll-Free 1-800-DDC-5757**

**Headquarters and Main Plant**

105 Wilbur Place, Bohemia, NY 11716-2426  
 Tel: (631) 567-5600 Fax: (631) 567-7358  
 Toll-Free, Customer Service: 1-800-DDC-5757

Web site: [www.ddc-web.com](http://www.ddc-web.com)



Data Device Corporation

**Outside the U.S. - Call 1-631-567-5700**

**United Kingdom: DDC U.K., LTD**

Mill Reef House, 9-14 Cheap Street, Newbury,  
 Berkshire RG14 5DD, England  
 Tel: +44 1635 811140 Fax: +44 1635 32264

**France: DDC Electronique**

10 Rue Carle-Herbert  
 92400 Courbevoie France  
 Tel: +33-1-41-16-3424 Fax: +33-1-41-16-3425

**Germany: DDC Elektronik GmbH**

Triebstrasse 3, D-80993 München, Germany  
 Tel: +49 (0) 89-15 00 12-11  
 Fax: +49 (0) 89-15 00 12-22

**Japan: DDC Electronics K.K.**

Dai-ichi Magami Bldg, 8F, 1-5, Koraku 1-chome,  
 Bunkyo-ku, Tokyo 112-0004, Japan  
 Tel: 81-3-3814-7688 Fax: 81-3-3814-7689  
 Web site: [www.ddcjapan.co.jp](http://www.ddcjapan.co.jp)

**Asia: Data Device Corporation - RO Registered in Singapore**

Blk-327 Hougang Ave 5 #05-164  
 Singapore 530327  
 Tel: +65 6489 4801